

THE SUZUKI

VITARA



RANGE BROCHURE



SUZUKI
GOOD DIFFERENT

WELCOME TO GOOD DIFFERENT

SUZUKI. JUST STRAIGHT-UP FEEL-GOOD DRIVING. SINCE 1955, WE'VE CRAFTED CARS FULL OF PERSONALITY THAT ARE PROUDLY DIFFERENT. GOOD DIFFERENT.

Yep, we're all about doing things a little differently - by offering the latest Suzuki tech, amazing specs and great value. That's why every car in our range is hybrid* as standard and jam-packed with

clever features. From small, fun mild hybrids to advanced plug-in hybrids and head-turning SUVs with ALLGRIP 4-wheel drive**, there are no hidden add-ons and no surprises. See? Good Different.

We also know that car ownership doesn't stop at the car - it's about having a friendly, dedicated team you can rely on when you need them. Up and down the country, we have a brilliant network of dealers here to make the difference.

Test drive a Suzuki and experience our impressive blend of performance, dependability and safety features. Ready for something a little different? Come and get behind the wheel.



Vitara



S-Cross



Across



Swace



Swift



Ignis

*Swift is a mild hybrid (MHEV). Vitara and S-Cross are available as either a full or mild hybrid. Swace is a full hybrid (HEV). Across is a plug-in hybrid (PHEV). **ALLGRIP is only available on selected model variants.

VITARA.

**GET
STUCK IN.**



Vitara combines unmistakable SUV styling with compact dimensions and self-charging hybrid technology - making it easy to drive and efficient to own. The latest Suzuki tech and advanced safety features come as standard, plus there's optional ALLGRIP SELECT 4WD* for even more reassurance on rugged terrain.

*ALLGRIP is only available on selected model variants.

STATEMENT

SUV STYLING

WE DON'T DO BORING – AND WE KNOW YOU DON'T EITHER. THAT'S WHY WE CRAFTED A PROPER SHOWSTOPPER WITH SERIOUS SUV STYLE.

BIG SUV ENERGY

Strong, authentic SUV styling meets genuine SUV capability.

SPORTY STYLE

With sleek lines and dynamic design features – like a sporty rear spoiler and distinctive front grille – Vitara is built to turn heads.

COMPACT PROPORTIONS

Combining a bold SUV presence with neat, compact dimensions, Vitara is a dream to drive – from narrow city streets to winding country roads.



THE TECH YOU NEED

AS STANDARD

VITARA IS SERIOUSLY SPEC'D WITH A RANGE OF DIGITAL TECH AND DRIVER ASSISTANCE FEATURES – ALL OF WHICH COME AS STANDARD – TO MAKE EVERY DRIVE EASIER, SAFER AND MORE CONNECTED.

9-INCH MULTIMEDIA DISPLAY

Stay connected and entertained every mile of the way through the large, full-colour touchscreen display.

WIRELESS SMARTPHONE LINK

Made a new driving playlist? Need to make a call? Stay safely connected to your phone with wireless Apple CarPlay® or Android Auto™*.

SUZUKI CONNECT

Ready to take your experience up a gear? Download the Suzuki Connect App to lock your doors from anywhere, check your driving stats and get service alerts – plus much more!

INTEGRATED NAVIGATION

Get turn-by-turn directions and live traffic updates with the built-in navigation system. Or, if you prefer, connect your smartphone to access your favourite navigation app.

KEYLESS ENTRY AND START

Keys buried in your pocket or bag? You can unlock and drive away without digging them out, as long as they're on you somewhere.

REAR PARKING SENSORS

Helping you park like a pro, the rear sensors will alert you when you're close to an obstacle. And if you opt for the Ultra model, you'll get front sensors too!

ADAPTIVE CRUISE CONTROL

Sensors monitor the distance to the vehicle ahead, automatically accelerating or slowing your speed as needed to maintain a safe gap. When the road clears, the system will return to the set cruise speed. Perfect for motorway driving, it ensures a smoother, safer drive and can help reduce driver fatigue on longer journeys.

*Apple, Apple CarPlay and iPhone are all trademarks of Apple Inc. Registered in the U.S. and other countries. Android and Android Auto are trademarks of Google LLC.



**YOU'RE IN
SAFE
HANDS**




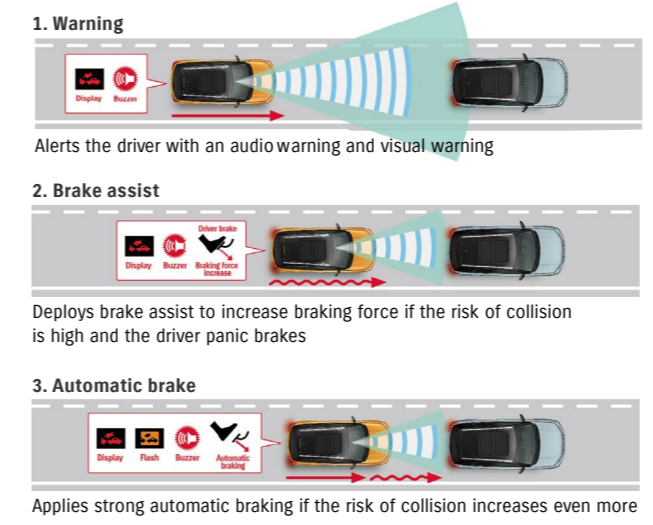
SAFETY SHOULD NEVER BE AN AFTERTHOUGHT. SO VITARA COMES WITH A RANGE OF ADVANCED SAFETY FEATURES AS STANDARD – FOR PEACE OF MIND ON EVERY DRIVE

SUZUKI SAFETY SUPPORT*

Vitara uses several advanced cameras and laser sensors to monitor the driver, the road ahead, and other vehicles or pedestrians. The following safety features are included as standard on all Vitara models.

DUAL SENSOR BRAKE SUPPORT (AUTOMATIC EMERGENCY BRAKING)

Sensors are used to detect potential collisions with other vehicles or people, directly or diagonally ahead of the vehicle. If a risk is detected, the car will respond in one of three ways, depending on the situation:



BLIND SPOT MONITOR

Two rear radar sensors help make it safer by detecting vehicles in or approaching your blind spots. If a vehicle is detected, an LED lights up on the relevant side mirror. And if you indicate to change lanes, you'll hear a warning sound too.

LANE KEEP ASSIST

When Adaptive Cruise Control is activated, this handy tech predicts your vehicle's path and alerts you if you drift. It gives visual warnings on the display and vibrates your steering wheel to grab attention.

LANE DEPARTURE PREVENTION

A camera in the windshield detects the lane you're driving in. If the car starts drifting out of the lane without you indicating, it automatically helps steer you back into place using the electric power steering system.

TRAFFIC SIGN RECOGNITION

This system uses a camera to spot road signs, like speed limits and no-passing zones, displaying them on the centre console to remind you. When the cruise control speed limiter is engaged, vehicle speed is regulated to help you stay within the posted limit.

REAR CROSS TRAFFIC ALERT

Two rear radar sensors will alert you to approaching vehicles using visual and audio warnings. This is especially handy when backing out of parking spaces with limited visibility.

DRIVER MONITORING SYSTEM

A safety system that checks for signs of driver fatigue, using a built-in camera to detect when you might need a friendly reminder to stay alert or take a break.

INTELLIGENT SPEED ASSISTANCE

This feature helps you stay within the speed limit by using GPS data and Traffic Sign Recognition. It identifies the speed limit and warns you if you're going too fast.

HIGH BEAM ASSIST

Your headlights will automatically switch between 'high' and 'low' beams based on oncoming traffic and the area's lighting.

ECALL

On-board sensors will detect a crash and the eCall system will alert the emergency services with a phone message that contains the precise location of your vehicle.

*There is a limit to the ability of all safety features to detect obstacles, lanes and traffic signs, depending on road, traffic and weather conditions. Please do not rely on these systems alone to ensure safety, drivers must always be responsible for ensuring their own safe driving. For further information about the details and limitations of safety features, please speak with your local Suzuki dealer or refer to the owner's handbook.


**POWERED TO
PERFORM**



EFFICIENTLY DESIGNED.

Vitara packs a punch with its responsive petrol engine and choice of hybrid technology – combining a dynamic driving experience with impressive fuel efficiency and low CO₂ emissions. The compact and lightweight SUV


design makes it super easy to handle, while the elevated driving position and high ground clearance provide great visibility and added confidence behind the wheel.



MILD HYBRID

YOUR CHOICE OF HYBRID TECH

Vitara is available with either mild or full hybrid technology – but what's the difference? Our Mild Hybrid system provides battery assistance, featuring a lightweight electric motor that supports the petrol engine when it's needed



FULL HYBRID

most – like during acceleration or driving uphill. The Full Hybrid system, on the other hand, provides dual power. It can seamlessly switch between the petrol engine and electric motor or combine them both to drive the wheels.

A blue Suzuki Vitara SUV is shown from a high-angle, front-quarter perspective, driving on a dirt road. The car is moving towards the right side of the frame, with a lake and hills in the background. The text 'TAKE IT ON WITH ALLGRIP' is overlaid on the left side of the image in white, bold, sans-serif font. The words 'TAKE IT' and 'ON WITH' are on a red background, and 'ALLGRIP' is on a pink background.

**TAKE IT
ON WITH
ALLGRIP**

FOR WHEREVER THE ROAD TAKES YOU.

Rain or snow, our unique ALLGRIP 4-Wheel Drive system* is designed to adapt to pretty much anywhere.

The lightweight system, with selectable driving modes, lets you truly take control of the road so you can drive with peace of mind, no matter the driving conditions.

*ALLGRIP is only available on selected model variants

TAKE A RIDE

ON THE COMFY SIDE

**LOOKING FOR SPACE?
VITARA HAS PLENTY.**

True to its statement SUV exterior, Vitara offers a spacious interior with loads of leg and headroom for you and your passengers. There are plenty of practical features for added comfort too - from climate control air conditioning to a panoramic sunroof*. The roomy boot also offers an impressive amount of space, so you can easily pack for any adventure.

*Available on Ultra models only.



FIND YOUR VITARA

Choose from two models in the Vitara range – both with authentic SUV style and advanced tech as standard.



MOTION

The Motion is packed with:

- LED headlights
- 17-inch painted alloy wheels
- Silver roof rails
- Rear upper & side spoilers
- Dual Sensor Brake Support
- Lane Departure Warning & Prevention
- Blind Spot Monitor
- Traffic Sign Recognition
- Rear Cross Traffic Alert
- Adaptive Cruise Control
- Lane Keep Assist
- Driver Monitoring System
- Acoustic Vehicle Alerting System (Full Hybrid models)
- Intelligent Speed Control
- eCall
- 9-inch multimedia display
- Wireless smartphone link with Android Auto and Apple CarPlay
- Rear parking camera
- Climate control A/C
- Satellite navigation
- Keyless entry with start button
- Rear parking sensors
- Suzuki Connect connected services (with 3-years free subscription)
- High Beam Assist

ULTRA

After even more tech and spec?

Meet the Ultra – offering all the same features as Motion, plus:

- 17-inch polished alloy wheels
- Panoramic sunroof
- Suede seat fabric
- Front parking sensors
- Electric folding door mirrors with built-in indicator
- Overhead storage console

SELECT YOUR SHADE

Check out our range of stylish single and dual-tone colours – and choose the shade to suit you.



SINGLE TONE COLOURS



Cosmic Black Pearl Metallic



Silky Silver Metallic



Titan Dark Grey Pearl Metallic



White

DUAL-TONE COLOURS



Bright Red/Cosmic Black Pearl Metallic



Ice Greyish Blue Metallic/Cosmic Black Pearl Metallic



Savanna Ivory Metallic/Cosmic Black Pearl Metallic



Solar Yellow Pearl Metallic/Cosmic Black Pearl Metallic



Sphere Blue Pearl Metallic/Cosmic Black Pearl Metallic



DRIVE AWAY WITH SUZUKI FINANCE



Whatever you're after, we've got a range of finance packages to help you get behind the wheel of your dream Suzuki.

What are the options?

- 1. Personal Contract Purchase** – Ideal for those who want maximum flexibility. Once you've agreed your deposit, repayment period and annual mileage, the dealer will calculate your monthly payments and optional final repayment amount. Then, once you've made all the monthly repayments, you have 3 options: own the vehicle by paying the optional final repayment, part exchange* the vehicle, or return the vehicle (return conditions apply**).
- 2. Hire Purchase** – If owning the vehicle at the end is your goal, this option is for you. After you set your deposit and repayment period, the dealer will determine your monthly payments. Then, once you've paid off the total amount including interest, the vehicle is yours to own!
- 3. Personal Contract Hire** – This is a fixed-cost rental agreement with no ownership at the end. Choose your new Suzuki, agree on your annual mileage and the term, then pay an initial rental followed by regular monthly payments. At the end of the agreement, simply return the vehicle (conditions apply**).

What's the difference?	HP	PCP	PCH - Subject to Availability
Length of the agreement	From 1-5 years	From 1-4 years	From 2-5 years
Deposit/Initial Rental Required	Yes £0 deposit may be available	Yes £0 deposit may be available	Yes Initial payment of between 1-12 months rentals
Fixed Monthly Repayments	Yes	Yes	Yes
Maximum Permitted age of car at Agreement End	Typically 14 Years	Typically 7 Years	Typically 5 Years
Ownership option at agreement end	Yes	Yes After optional final repayment is paid	No Vehicle must be returned
Mileage and condition restrictions/charges (if you exceed agreed mileage or the vehicle is not in good condition upon return)	No	Yes Charges apply if you return the vehicle	Yes
Optional Final Repayment	No	Yes	No
End of Contract Goods Return Option	No	Yes Return conditions apply	Yes Return is compulsory. Return conditions apply

CREDIT IS SUBJECT TO STATUS. THE VEHICLE IS AT RISK OF REPOSSESSION IF YOU DO NOT MAINTAIN CONTRACTUAL REPAYMENTS

What's next?

For more information or help finding the right product for you, pop into your local dealer or visit cars.suzuki.co.uk/Suzuki-finance

*Part exchange subject to settlement of your existing finance agreement; new finance agreements are subject to status.**To avoid incurring charges, the vehicle needs to be in good condition (fair wear and tear accepted) and within the permitted maximum mileage. The vehicle is at risk of repossession if you do not maintain contractual repayment. **Personal Contract Purchase and Hire Purchase:** Credit is available to UK residents aged 18 or over, subject to status. Suzuki Finance is a trading style of Suzuki Financial Services Limited, 33 Old Broad Street, London, EC2N 1HZ. Finance is available for Republic of Ireland residents, subject to status, and will vary from the above. The credit provider is Bank of Ireland Finance, which is a registered trading name of Bank of Ireland. **Personal Contract Hire:** Contract Hire is subject to status, age 18 and over. You will not own the vehicle. Contract Hire provided by Suzuki Contract Hire, a trading style of Lex Autolease Limited, Heathside Park, Heathside Park Road, Stockport, SK3 0RB.

SUZUKI MOTABILITY

If you're living with a disability, the Motability Scheme can unlock a new world of possibilities – making it easier to use your Government-funded Motability allowance to lease a new car. Choose from the Suzuki Vitara, Ignis, Swift*, S-Cross or Swace – many of which start from Nil Advance Payment, meaning you pay nothing upfront!

*Excludes Swift Sport.

DRIVE YOUR BUSINESS FURTHER

Whether you're a company car driver or fleet manager, we've got a whole range of cars that are reliable, efficient and stylish. Even better? Our expert Suzuki Business team are on hand to help you find the best fit for your business. Visit cars.suzuki.co.uk/business to get started.

THE SUZUKI SERVICE PROMISE



We're all about doing things (good) differently – including our servicing. With Suzuki, you'll enjoy plenty of added extras at no extra cost, along with a team you can trust to take great care of your car.

FOR YOUR CAR



Wash & vac for all pre-booked work



Vehicle health checks on every visit



Genuine Suzuki service stamp

FOR YOU



Range of payment options to suit you



Alternative transport options



Any additional work agreed by you

FOR YOUR PEACE OF MIND



Accident Aftercare
Free management of your accident claims and repairs



Up To 7 Years Warranty
You'll be covered for up to 7 years or 100,000 miles. Whichever comes first.*



*Available to UK private retail customers on Suzuki cars under 7 years old and under 100,000 miles. Warranty is valid for up to 12 months or (if lower) 9,000/12,500 miles (mileage cap varies based on model's service interval). Activates on first qualifying service and renews on subsequent qualifying services, up to a maximum of 7 years from the date of first registration or (if lower) 100,000 miles. A qualifying service is one carried out by a Suzuki service partner in accordance with the applicable Suzuki service interval. Cars without a full, up-to-date Suzuki service history will be subject to an initial health check and any identified faults will be excluded from warranty cover unless repaired at your cost during the qualifying service. Terms & exclusions apply, see //cars.suzuki.co.uk/owners/warranty.

EVEN MORE BENEFITS

Your Good Different Suzuki experience doesn't stop when you buy your car. We'll take care of you long after you've driven away with:

UP TO 7 YEARS WARRANTY

Every new Suzuki comes with a warranty that covers you for the first 3 years or 60,000 miles, whichever comes first. And with our Service Activated Warranty*, you can extend this coverage by up to 12 months or 10,000 miles after each qualifying service – all the way up until your car is 7 years old or reaches 100,000 miles.



FREE 12 MONTHS' ROADSIDE ASSISTANCE

For maximum peace of mind and minimum hassle, every new Suzuki comes with 12 months' complimentary AA Roadside Assistance.

FREE 2,000-MILE HEALTH CHECK

When your Suzuki has reached 2,000 miles, we'll give it a free service to make sure everything's looking top-notch. After all, nobody knows your car better than we do.

ACCIDENT AFTERCARE

We know accidents happen. That's why Suzuki Accident Aftercare is completely free for all Suzuki owners. We'll repair your car to the highest Suzuki standards, no matter who you're insured by or who was at fault. We'll even take care of the insurance claim process for you.

AND DON'T FORGET

Our competitive annual insurance is designed exclusively for Suzuki owners, giving you comprehensive cover for proper peace of mind. And before you even drive away, we can apply our Gen-3 Glasscoat paint protection to keep your car looking as good as new. This extra layer protects it against everything from acid rain and car wash brushes to road grit and bird droppings.

For more information, please contact your local Suzuki Dealership.

EQUIPMENT



CATEGORY	DESCRIPTION	MOTION	ULTRA
Safety	ALLGRIP 4-mode 4-wheel Drive system		ALLGRIP models
	ABS with EBD and Brake Assist function	•	•
	ESP® (Electronic Stability Program)*	•	•
	Hill hold control	•	•
	Driver & front passenger airbags	•	•
	Front passenger airbag deactivation system	•	•
	Side airbags (incorporated into front seats)	•	•
	Curtain Airbags	•	•
	Front: 3-point ELR seatbelts with pretensioner, force limiter and shoulder height adjust	•	•
	Rear: 3-point ELR seatbelts with pretensioner and force limiter (side)	•	•
	ISOFIX child seat anchorages x 2	•	•
	Child seat tether anchorages x 3	•	•
	Childproof rear door locks	•	•
	Side impact protection beams	•	•
	Tyre pressure monitoring system	•	•
	High mounted stop lamp	•	•
Emergency Stop Signal	•	•	

*ESP® is a registered trademark of Daimler AG.

CATEGORY	DESCRIPTION	MOTION	ULTRA
Safety	Dual Sensor Brake Support	•	•
	Lane Departure Warning	•	•
	Lane Departure Prevention	•	•
	Vehicle sway warning	•	•
	Blind Spot Monitor	•	•
	Rear Cross Traffic Alert	•	•
	Lane Keep Assist	•	•
	Hill Descent Control		ALLGRIP models
	Traffic Sign Recognition	•	•
	Driver Monitoring System	•	•
	Acoustic Vehicle Alerting System	Full Hybrid models	Full Hybrid models
	Intelligent Speed Control	•	•
eCall	•	•	
Emergency flat tyre repair kit	•	•	

CATEGORY	DESCRIPTION	MOTION	ULTRA
Security	Immobiliser	•	•
	Security alarm	•	•
	Remote central door locking	•	•
	Deadlocks	•	•
	Freewheeling key cylinders	•	•
	Locking wheel nuts	•	•

EQUIPMENT



CATEGORY	DESCRIPTION	MOTION	ULTRA
Comfort & Convenience	Engine auto stop start system	•	•
	Keyless entry and start	•	•
	Front parking distance sensors		•
	Rear parking distance sensors	•	•
	Rear parking camera	•	•
	Lights-on and key-in reminder	•	•
	Door ajar warning lamp	•	•
	Engine oil change reminder	•	•
	Front & rear seatbelt reminder	•	•
	Low fuel warning lamp	•	•
	Cruise control with speed limiter	•	•
	Adaptive Cruise Control	Mild Hybrid models	Mild Hybrid models
	Adaptive Cruise Control with full stop and go	Full Hybrid models	Full Hybrid models
	Suzuki Connect connected services (3-year free of charge subscription)	•	•
	3-spoke leather covered steering wheel	•	•
	Telescopic adjustable steering wheel	•	•
	Tilt-adjustable steering wheel	•	•
Gear shift paddles	Full Hybrid models	Full Hybrid models	
Tachometer	•	•	

CATEGORY	DESCRIPTION	MOTION	ULTRA
Comfort & Convenience	4.2-inch colour LCD multi-information display	•	•
	Electric front windows	•	•
	Electric rear windows	•	•
	Front map light	•	•
	Glovebox light	•	•
	Centre cabin light	•	•
	Front footwell & centre lower console box lights	•	•
	Luggage area lamp	•	•
	Front sun visors with vanity mirrors & ticket holders	•	•
	Front vanity mirrors illumination	•	•
	Passenger's side assist grips	•	•
	Rear assist grips x 2	•	•
	12V accessory socket (luggage area)	•	•
	12V accessory socket (centre lower box)	•	•
	Front centre armrest	•	•
	Foot rest (driver's side)	•	•
	Driver & front passenger seat height adjuster	•	•
Fabric seat upholstery with white stitches	•		
Suede seat upholstery		•	

EQUIPMENT



CATEGORY	DESCRIPTION	MOTION	ULTRA
Heating & Visibility	Double sliding panoramic sunroof		•
	Automatic air conditioning	•	•
	Heater	•	•
	Pollen filter	•	•
	LED projector headlamps (low & high beam)	•	•
	Manual headlamp levelling	•	•
	Daytime running lights - LED	•	•
	Rear fog lamps	•	•
	LED rear combination lamps	•	•
	Automatic headlamps	•	•
	High beam assist	•	•
	Front wiper, 2 speeds (low, high) with adjustable intermittent + washer	•	•
	Rear wiper, 1 speed with intermittent + washer	•	•
	Rain sensing front wipers	•	•
	Electrically adjustable door mirrors	•	•
	Heated door mirrors	•	•
Electrically folding door mirrors with built-in turn signal lamp			•
Automatic dimming rear view mirror	•	•	
Rear window demister	•	•	

CATEGORY	DESCRIPTION	MOTION	ULTRA
Storage	2 x cup holders (front)	•	•
	2 x front door and 2 x rear door bottle holders	•	•
	Overhead console		•
	Rear seat with 60:40 split folding	•	•
	Luggage area cover	•	•
	Removable double luggage room floor	•	•

CATEGORY	DESCRIPTION	MOTION	ULTRA
Entertainment & Communication	9-inch centre media display screen	•	•
	DAB digital radio	•	•
	Bluetooth integrated into audio unit	•	•
	USB connector	•	•
	Navigation system	•	•
	Wireless smartphone link with Android Auto and Apple CarPlay	•	•
	4 x speakers	•	•
	2 x tweeters		•
	Steering wheel mounted audio controls	•	•

EQUIPMENT

CATEGORY	DESCRIPTION	MOTION	ULTRA
Styling	17-inch alloy wheels (painted finish)	•	
	17-inch alloy wheels (polished finish)		•
	Rear upper spoiler and side spoilers	•	•
	Coloured instrument panel ornament	•	
	Film instrument panel ornament		•
	Chrome dashboard trim rings	•	•
	Shift knob, black with silver accent	•	•
	Chrome hand brake release button	•	•
	Body colour exterior door handles	•	•
	Body colour exterior door mirrors	•	•
	Green tinted windows	•	•
	Fabric door trim insert, front	•	
	Suede door trim insert, front		•
	Silver door trim ornament	•	•
	Chrome interior door handles	•	•
	Rear Privacy Glass	•	•
	Front grille - black and chrome	•	•
	Chrome lower front bumper trim	•	•
	Wheel arch extensions with side skirts	•	•
	Roof rails	•	•



TECHNICAL SPECIFICATIONS

	MODEL	1.4 BOOSTERJET MILD HYBRID	1.4 BOOSTERJET MILD HYBRID ALLGRIP	1.5 FULL HYBRID	1.5 FULL HYBRID ALLGRIP	
Engine	Type	K14D BOOSTERJET		K15C		
	Number of cylinders	4		4		
	Number of valves	16		16		
	Piston displacement	cm ³	1,373		1,462	
	Maximum output	PS (kW) / rpm	129 (95) / 5,500		102 (75) / 6,000	
	Maximum torque	Nm (lbf·ft) / rpm	235 (173) / 2,000-3,000		138 (101) / 4,400	
	Fuel distribution		Direct injection		Multipoint injection	
	EU emission standard		Euro 6e		Euro 6e	
	Electric Motor	Type	WA06B ISG		MGU	
System		Synchronous motor		Motor generator Unit		
Maximum output		kW / rpm	10 / 3,000		24.6	
Maximum torque		Nm / rpm	53 / 500		60	
Transmission		6-speed manual	6-speed manual 4x4	6-speed AGS	6-speed AGS 4x4	
	Gear ratio	1st	3.615		3.846	
		2nd	1.955		2.238	
		3rd	1.207		1.540	
		4th	0.886		1.170	
		5th	0.738		0.868	
		6th	0.644		0.660	
		Reverse	3.481		3.769	
		Final gear ratio	4.059		4.688	

	MODEL	1.4 BOOSTERJET MILD HYBRID	1.4 BOOSTERJET MILD HYBRID ALLGRIP	1.5 FULL HYBRID	1.5 FULL HYBRID ALLGRIP				
Weights & Dimensions	Tyres	215/55 R17		215/55 R17					
	Overall length	mm	4,185		4,185				
	Overall width	mm	1,775		1,775				
	Overall height	mm	1,600 (Motion) / 1,595 (Ultra)		1,600 (Motion) / 1,595 (Ultra)				
	Wheelbase	mm	2,500		2,500				
	Minimum turning circle	m	10.4		10.4				
	Ground clearance	mm	175		175				
	Seating capacity	Persons	5		5				
	Luggage capacity (seatback folded, VDA)	Litres	642		642				
	Luggage capacity (seatback raised, VDA)	Litres	362		289				
	Kerb weight inc full options	kg	1,227	1,290	1,277	1,347			
	Gross vehicle weight	kg	1,650	1,720	1,700	1,770			
	Max towing weight (braked)	kg	1,500		1,200				
Max towing weight (un-braked)	kg	600		400					
Performance & Economy	Maximum speed	mph / km/h	121 / 195		108 / 175				
	0-62 mph / 0-100 km/h	seconds	9.5	10.2	12.7	13.5			
	Fuel tank capacity	litres	47		47				
			Motion	Ultra	Ultra	Motion	Ultra	Ultra	
	CO ₂ emissions	(WLTP) g/km	119	120	128	113	114	127	
	Fuel consumption (WLTP)	Low	mpg (l/100km)	47.8 (5.9)	47.0 (6.0)	44.8 (6.3)	57.6 (4.9)	57.6 (4.9)	50.4 (5.6)
		Medium	mpg (l/100km)	61.4 (4.6)	60.1 (4.7)	55.3 (5.1)	62.7 (4.5)	62.7 (4.5)	54.3 (5.2)
		High	mpg (l/100km)	64.2 (4.4)	62.7 (4.5)	60.1 (4.7)	64.2 (4.4)	64.2 (4.4)	57.6 (4.9)
		Extra High	mpg (l/100km)	50.4 (5.6)	49.5 (5.7)	48.7 (5.8)	47.8 (5.9)	47.0 (6.0)	43.4 (6.5)
		Combined	mpg (l/100km)	53.2 (5.3)	53.2 (5.3)	52.3 (5.4)	56.4 (5.0)	56.4 (5.0)	50.4 (5.6)



For more information or
to take Vitarā for a test drive,
visit: cars.suzuki.co.uk/vitara

Fuel economy and CO₂ results for the Suzuki Vitarā range. Mpg (l/100km) (combined): 50.4 (5.6) to 56.4 (5.0). CO₂ emissions: 128 to 113 g/km. Figures shown are for comparability purposes; only compare fuel consumption and CO₂ figures with other cars tested to the same technical procedures. These figures may not reflect real life driving results, which will depend upon a number of factors including the accessories fitted (post-registration), variations in weather, driving styles and vehicle load. Specifications and equipment vary depending on engine, transmission and model grade. Please contact your local Suzuki Dealer for full details. All details correct at time of publication - October 2024. Vehicles shown throughout this brochure are for illustration only and may feature non-UK/ROI equipment. Suzuki GB PLC, Steinbeck Crescent, Snelshall West, Milton Keynes, Bucks MK4 4AE. Suzuki Customer Services 08085 011959 (UK) or 01 619 3671 (ROI). Calls may be recorded or monitored.