





Fuel Economy - Used Cars		Reg No. LJ72YBK												
<div>CO<sub>2</sub> emission figure (g/km)</div> <div><div><div>0A</div><div>1-50B 51-75C</div><div>76-90D 91-100E</div><div>101-110F 111-130G</div><div>131-150H 151-170I</div><div>171-190J 191-225K</div><div>226-255L 256+M</div></div><div>M256 g/km</div></div>														
<div>Fuel cost (estimated) for 12,000 miles</div> <div>A fuel cost figure indicates to the consumer a guide price for comparison purposes. This figure is calculated by using the combined drive cycle (town centre and motorway) and average fuel price. Re-calculated annually, the cost per litre as at March 2025 is - petrol 139p, diesel 147p and LPG 95p. Electricity cost is 44.0p per kWh.</div> <div>VED for 12 months</div> <div>Vehicle excise duty (VED) or road tax varies according to the CO<sub>2</sub> emissions and fuel type of the vehicle.</div>		<div>£3,031</div> <div>£190</div>												
<div>*Important Note</div> <div>The fuel consumption figure shown is taken from the official test results obtained from this vehicle type when new. It is intended to provide a standard figure for comparing the relative fuel economy of different vehicles of a similar age and condition and does not represent the average fuel consumption that will be achieved on the road. A number of factors not included in the official new vehicle test will affect the fuel consumption achieved on the road including: vehicle age, how it has been maintained, road/weather conditions and driving style.</div>														
<div>Make/Model:</div> <div>FERRARI PORTOFINO M S-A</div> <div>Fuel Type:</div> <div>Petrol</div>	<div>Engine Capacity (cc):</div> <div>03855</div> <div>Transmission:</div> <div>8 Speed S-Auto</div>													
<div>Fuel Consumption:</div> <table><tr><th>Drive cycle</th><th>Litres/100km</th><th>Mpg</th></tr><tr><td>Urban</td><td>Not Known</td><td>Not Known</td></tr><tr><td>Extra-urban</td><td>Not Known</td><td>Not Known</td></tr><tr><td>Combined</td><td>11.3</td><td>25.0</td></tr></table>			Drive cycle	Litres/100km	Mpg	Urban	Not Known	Not Known	Extra-urban	Not Known	Not Known	Combined	11.3	25.0
Drive cycle	Litres/100km	Mpg												
Urban	Not Known	Not Known												
Extra-urban	Not Known	Not Known												
Combined	11.3	25.0												
<div>Year of First Registration: 16 09 2022</div>														
<div><div><div><div>Department for Transport</div></div><div><div>Vehicle Certification Agency</div></div></div><div><div><div>SOLERA</div><div>Vehicle Solutions</div></div><div></div></div></div>														

\* The standard 12 month VED rate for all registered cars in this band is shown for the purposes of comparison. Note, figures quoted reflect the current rate only, and may be subject to change in the future. Cars with a list price of over £40,000 when new pay an additional rate of £310 per year on top of the standard rate, for five years.