


spec check options rating



Summary


Description	Price (inc VAT)
Vehicle base price when new	
Total price of optional equipment	
Total Price	

Optional Equipment

Description	Price When New (inc VAT)
Porsche Doppelkupplung (PDK)	£2,338
Special Paint	£1,522
Extended navigation module	£1,284
Sports exhaust system	£1,276
Sport Chrono Package Plus	£1,259
Electric slide/tilt sunroof	£846
Bose sound system - coupe	£768
Telephone module for PCM	£523
19-inch Carrera Sport Wheel	£504
ParkAssist	£341
Sports seats	£306
Seat heating	£269
Universal Audio Interface i.c.w. PCM 3.0	£222
Floor mats - interior colour coded	£112
Total Price of Optional Equipment	£11,570

cap hpi exercises all reasonable care and skill in providing you with spec check data. All rights reserved. cap hpi does not accept responsibility for errors, omissions, liability or loss suffered as a result of the use of spec check data by any user or other party. Options sold as part of a pack may be shown individually, all prices shown are list price when new. spec check is a guide and all equipment should be physically verified, cap hpi do not warrant any information provided as part of spec check.

spec check options rating



Standard Equipment

Description

12v power outlet: front, front

3,800 cc 3.8 litres horizontal 6 engine with 102.0 mm bore, 77.5 mm stroke, 12.5 compression ratio, double overhead cam, variable valve timing/camshaft and four valves per cylinder

3-point rear seat belts on driver side and passenger side, driver

3-point rear seat belts on driver side and passenger side, passenger

67 litre 17.7 gallon main fuel tank 14.7, main

ABS

Air conditioning with fully automated climate control 1 climate control zone(s) and auto

Anticorrosion warranty: duration (months): 120, distance (km): Unlimited

Bi-Xenon headlights

Boot/hatch spoiler, boot/hatch

Brake assist system

Centre limited slip differential, centre

Charges: VAT [15%], VED (Band L), FRF, 9,721.83, 405.00, 55.00, 0.00, 0.00, 0.00, 0.00 and 0.00

Computer with average speed, average fuel consumption and range for remaining fuel

Cup holders for front seats, front seats

Dashboard

Data completeness up to date, up to date, up to date, up to date, up to date, documentation data only and up to date


Date introduced. Version introduced: 25/06/2008 and Model introduced: 25/06/2008

Day time running lights

Diversity aerial

Doors driver, passenger and front hinged, driver

spec check options rating



Standard Equipment (continued)

Description

Doors driver, passenger and front hinged, passenger

Driver and passenger electrically adjustable heated painted door mirrors, driver

Driver and passenger electrically adjustable heated painted door mirrors, passenger

Driver front airbag intelligent, passenger front airbag with occupant sensors and occupant switch off intelligent, driver

Driver front airbag intelligent, passenger front airbag with occupant sensors and occupant switch off intelligent, passenger

Driver selectable responsive suspension electronic

Electric remote boot/hatch/rear door release

Electronic brake distribution

Electronic traction control

Emission control level EU5 - carbon dioxide level (g/km): 247 0.141, 0.042, 0.017 and 247

External dimensions: overall length (mm): 4,435, overall length (inches): 174.6, overall width (mm): 1,852, overall width (inches): 72.9, overall height (mm): 1,300, overall height (inches): 51.2, wheelbase (mm): 2,350, wheelbase (inches): 92.5, front track (mm): 1,488, front track (inches): 58.6, rear track (mm): 1,548, rear track (inches): 60.9 and wall to wall turning circle (mm): 10,900

External temperature

Fixed rear windscreen


Four disc brakes including four ventilated discs

Front alloy wheels with 19 inch rim diam and 8.0 inch rim width, rear alloy wheels with 19 inch rim diam and 11.0 inch rim width, front

Front alloy wheels with 19 inch rim diam and 8.0 inch rim width, rear alloy wheels with 19 inch rim diam and 11.0 inch rim width, rear

Front conventional tyres with 235 mm tyre width, 35% tyre profile and Z tyre rating official brochure tyre size, rear conventional tyres with 305 mm tyre width, 30% tyre profile and Z tyre rating official brochure tyre size, front

spec check options rating



Standard Equipment (continued)

Description

Front conventional tyres with 235 mm tyre width, 35% tyre profile and Z tyre rating official brochure tyre size, rear conventional tyres with 305 mm tyre width, 30% tyre profile and Z tyre rating official brochure tyre size, rear

Front electric windows with two one-touch, front

Front fog lights

Front reading lights, front

Front seat centre armrest

Front side airbag, front

Front side curtain airbag, front

Fuel consumption: ECE 99/100 urban (l/100km): 15.7, country/highway (l/100km): 7.6, combined (l/100km): 10.5, 18, 37, 27, 638 and 396, ECE 99/100

Full and 6

Full car warranty: duration (months): 24, distance (km): Unlimited

Full dashboard and floor console, dashboard

Full dashboard and floor console, floor

Full-time 4x4-wheel drive automatic

Galvanised non-corrosive body, galvanised non-corrosive body

Gasoline direct injection fuel system

Gloss paint

Headlight cleaners


Headlight control automatic

Heated washers

Height adjustable front seat belts on driver seat and passenger seat with pre-tensioners, driver

Height adjustable front seat belts on driver seat and passenger seat with pre-tensioners, passenger

spec check options rating



Standard Equipment (continued)

Description

Illuminated driver and passenger vanity mirror, driver

Illuminated driver and passenger vanity mirror, passenger

Immobiliser

Independent strut front suspension with anti-roll bar and coil springs, independent multi-link rear suspension with anti-roll bar and coil springs, front

Independent strut front suspension with anti-roll bar and coil springs, independent multi-link rear suspension with anti-roll bar and coil springs, rear

Individual electrically adjustable driver and passenger seat with height adjustment and one adjustment electric, driver

Individual electrically adjustable driver and passenger seat with height adjustment and one adjustment electric, passenger

Insurance: 20E-T1

Interior monitoring anti-theft protection

Intermediate service distance 30,000 and period (mths) 12

LED lights brake lights, high mounted brake light, rear fog lights, day time running lights and rear lights, brake lights

LED lights brake lights, high mounted brake light, rear fog lights, day time running lights and rear lights, day time running lights

LED lights brake lights, high mounted brake light, rear fog lights, day time running lights and rear lights, high mounted brake light


LED lights brake lights, high mounted brake light, rear fog lights, day time running lights and rear lights, rear fog lights

LED lights brake lights, high mounted brake light, rear fog lights, day time running lights and rear lights, rear lights

Leather covered steering wheel with tilt adjustment and telescopic adjustment

Leather seat upholstery with additional vinyl


spec check options rating



Standard Equipment (continued)

Description
Load area light
Load compartment capacity: rear seat up; to lower window (litres): 175, rear seat up; to lower window (cu ft): 6.2, rear seat down (litres): 310 and rear seat down (cu ft): 10.9
Luxury trim alloy & leather on gearknob, leather on centre floor console, leather on doors and alloy look on dashboard
Main service distance 60,000 and period (mths) 24
Manufacturers Own RDS audio player with AM/FM/LW radio and CD player CD player reads MP3
Nine speakers
Paint warranty: duration (months): 36, distance (km): Unlimited
Painted front and rear bumpers, front
Painted front and rear bumpers, rear
Performance: maximum speed (mph): 185, maximum speed (km/h): 297 and acceleration 0-62 mph (secs): 4.7
Power steering
Power: 283 kW , 385 HP DIN @ 6,500 rpm; , 420 Nm @ 4,400 rpm
Powertrain type combustion
Powertrain warranty: duration (months): 24, distance (km): Unlimited
Premium unleaded fuel 98
Rear view mirror
Remote central door locking includes electric windows and includes dead bolt
Road-side assistance warranty: duration (months): 24, distance (km): Unlimited
Seating: four seats;2+2
Six-speed transmission with gear lever on floor, 3.910:1 first gear ratio, 2.320:1 second gear ratio, 1.610:1 third gear ratio, 1.280:1 fourth gear ratio, 1.080:1 fifth gear ratio, 0.880:1 sixth gear ratio and 3.590:1 reverse gear ratio manual

spec check options rating



Standard Equipment (continued)

Description

Stability control

Tachometer

Tinted glass

Traffic light A-G coding: efficiency label L

Trim level: CARRERA S

Two head restraints on front seats, front seats

Two symmetrical individual front facing fixed squab rear seats with zero adjustments, front

Two-door coupe body style with short wheelbase; RHD and 997

Tyre kit

Variable delivery charges: 0

Ventilation system with digital controls, air filter and active carbon filter

Version information December 2008, 01/12/2008, 6, CARRERA 4S COUPE, 52,341,414, customer, 0 and 01/01/2004

Weights: gross vehicle weight rating (kg): 1,880, gross vehicle weight rating (lbs): 4,145, kerb weight (kg): 1,555, kerb weight (lbs): 3,428, gross trailer weight braked (kg): 0, gross trailer weight braked (lbs): 0, gross trailer weight unbraked (kg): 0, gross trailer weight unbraked (lbs): 0 and kerb weight includes driver: kerb weight includes driver

Windscreen wipers